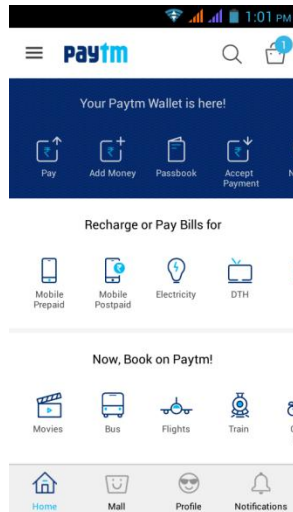



## Step by Step Procedure for Android PayTM App for using any PROMO Code

Step 1 : Open **PayTM App** in your smart phone.

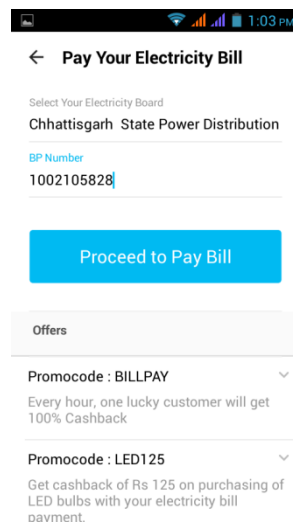
Step 2 : Click on Pay Bill for **Electricity**



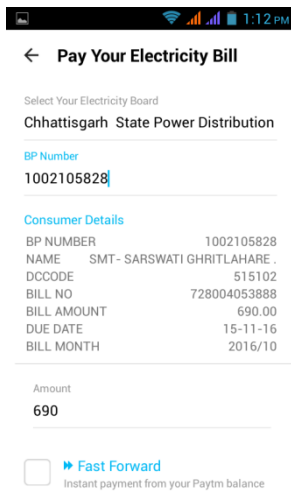
Step 3 : Select Chhattisgarh State Power Distribution Company Ltd.(CSPDCL) from the 'List of Electricity Boards'.



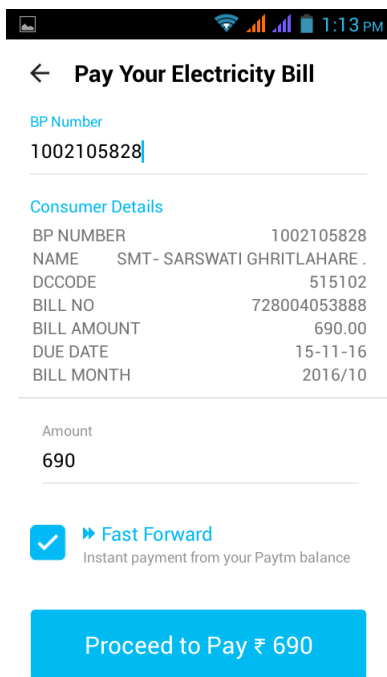
Step 4 : Enter your BP No. and click on Proceed to Pay



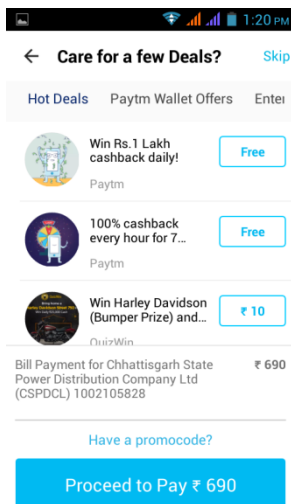
Step 5 : Check the Name, BP No. and Bill Amount displayed on the screen.



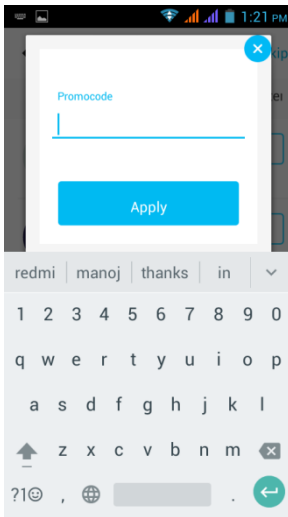
Step 6 : If you want to use PROMO Code or any other offer then  
Click on Proceed to Pay Bill



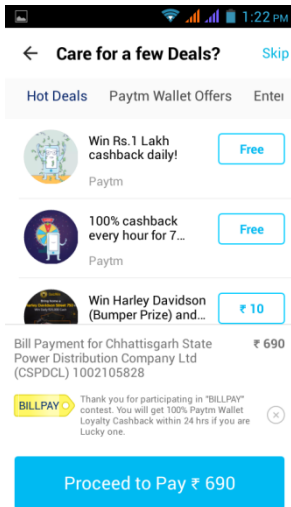
Step 8 : Click on 'Have a Promo Code'



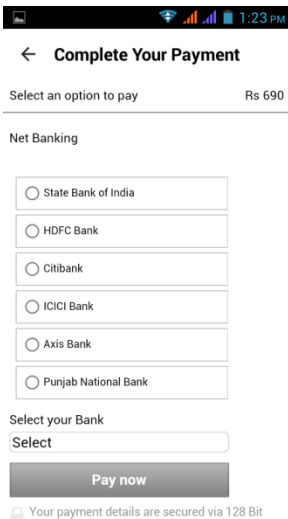
Step 9: Enter the Promo Code and click on apply

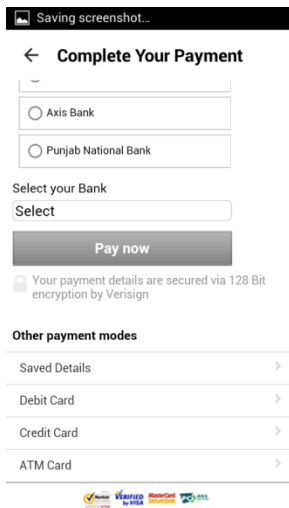


Step 10: Click on 'Proceed to Pay'



Step 11: Select option for payment from Net Banking , Debit Card, Credit Card or ATM card and make payment accordingly.





Step 12 : After successful transaction, consumer will get a message from PayTM.

